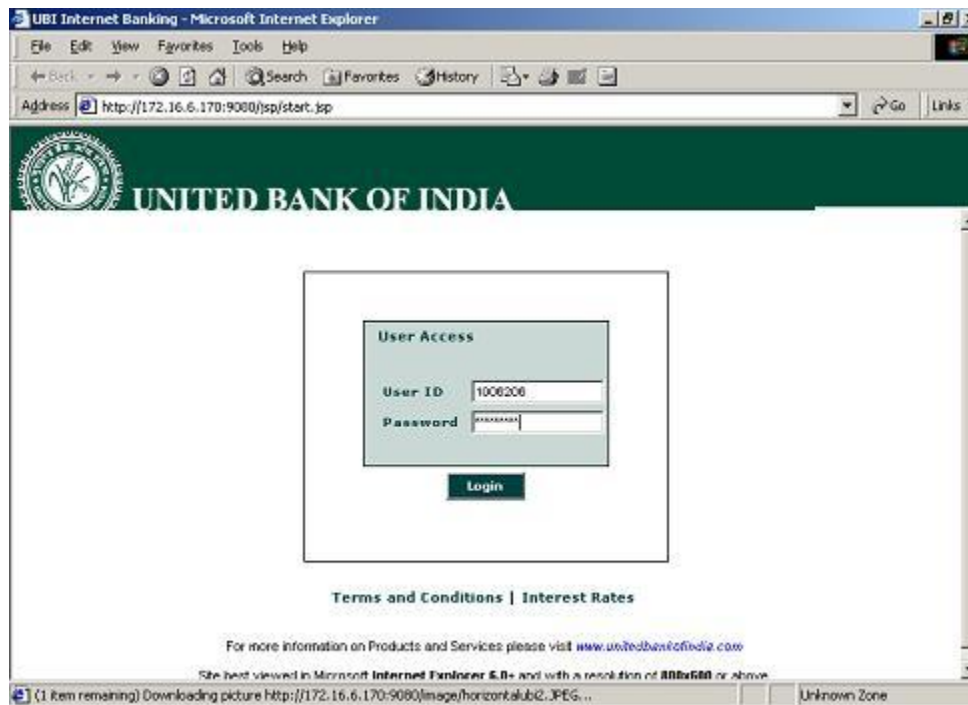


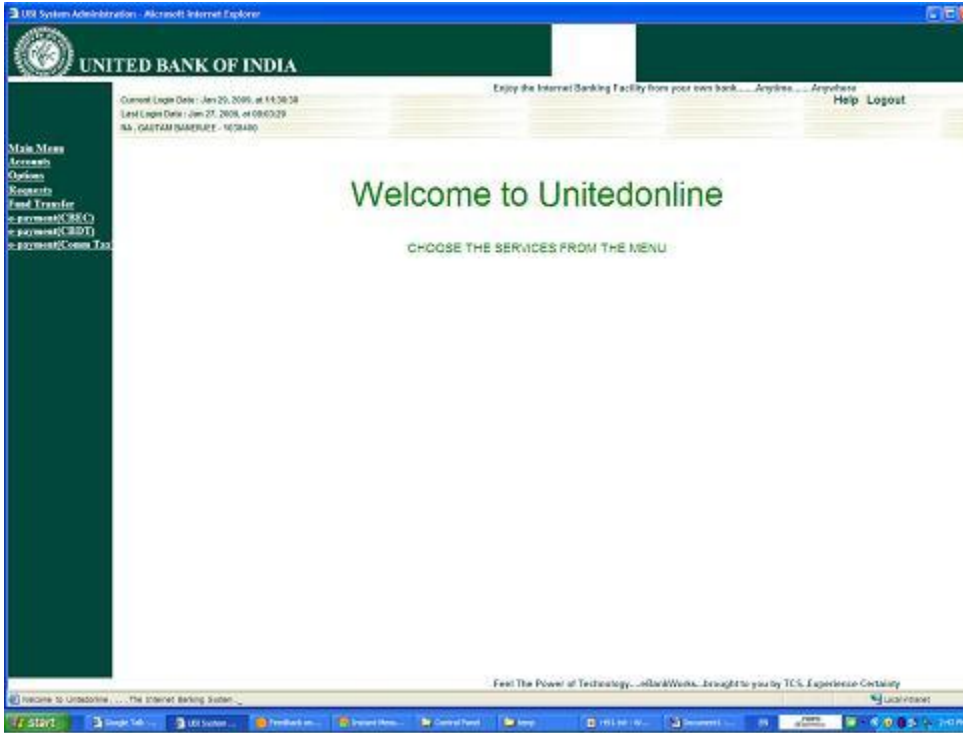
e-Payment of WB Commercial Tax

A. The stepwise method for e-Payment of WB Commercial Tax is as follows:

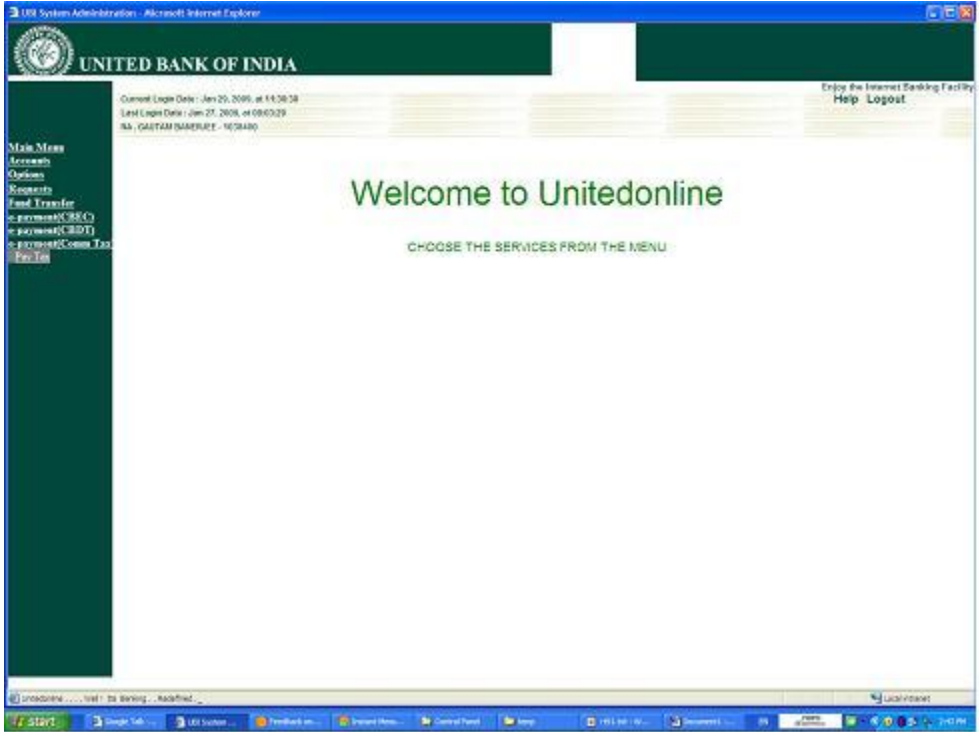
1. The Taxpayer should enter into bank's website at www.unitedbankofindia.com and click on 'Internet Banking' which will be followed by a login screen wherein user has to enter the 'User Id and Login Password' provided by bank and click on Login.



- In the upcoming screen the taxpayer has to click on 'Main Menu' that will populate different submenus under it, wherein the user has to select 'e-payment (Comm. Tax)'.
e-payment (Comm. Tax)



3. On selecting e-Payment (Comm. Tax) a sub menu will be flashed named as 'Pay tax' which has to be clicked by the taxpayer.



4. In the following screen 'RC Number/TIN' is to be entered. The taxpayer now has to select the appropriate payment head under which the payment is to be processed by clicking on 'Payment Under Act'.

The screenshot shows a web browser window with the title "United Bank of India". The page header includes the bank's logo and name. Below the header, there is a navigation menu on the left with options like "Main Menu", "Screening", "Options", "Accounts", "Fund Transfer", "e-Commercial (CRED)", "e-Commercial (CREDIT)", "e-Commercial (Comm. Tax)", and "Pay Tax". The main content area is titled "E-Commercial Taxes - Dealer Details" and contains the following fields:

- RC Number/TIN (Alphanumeric for Professional Tax): [Text Input Field]
- Payment Under Act: [Dropdown Menu with "10010101-Comm. Serv. Tax" selected]

At the bottom right of the form, there are "Submit" and "Clear" buttons. The footer of the page includes the slogan "Feel The Power of Technology... eBank@India... brought to you by TCS... Experience Certainty" and a "Logout" button.

5. The information relating to the taxpayer is displayed followed by ‘Payment Details’ wherein the taxpayer has fill in the details as mentioned.

The screenshot displays the United Bank of India internet banking interface. The top header includes the bank's logo and name, along with a login status bar showing the current date and time. A navigation menu on the left lists various services like 'Main Menu', 'Accounts', and 'Fund Transfer'. The main content area is divided into sections: 'E-Commercial Dealer Details' and 'Payment Details'. The 'E-Commercial Dealer Details' section shows the RC Number (1000729240), the name of the trade partner (HLDH PETROCHEMICALS LTD), and their address (1A UCKLAND PLACE, CALCUTTA, 700017). The 'Payment Details' section is the primary focus, containing fields for 'Payment under Act' (Central Sales Tax), 'Head of Accounts' (00400010001), and 'Period of Payment' (Start and End dates). Below these are input fields for 'Case No.', 'Order Tax Amount', 'Order Interest Amount', 'Order Penalty Amount', and 'Order Late Fee'. A 'Remarks' field is also present. At the bottom of this section, there are dropdown menus for 'Total Amount', 'Payment Mode' (set to 'Accounts/Notes Transfer'), 'Debit Account' (with a 'Select Debit Account' button), and 'Transaction Password'. 'Submit' and 'Cancel' buttons are located at the bottom right of the form area.

6. On entering the details the taxpayer must select the 'Debit Account' and put in the 'Transaction Password' provided by the bank.

The screenshot displays the United Bank of India internet banking interface. The browser title is "UBI Internet Banking - Microsoft Internet Explorer". The page header includes the United Bank of India logo and the text "UNITED BANK OF INDIA". Below the header, there is a navigation menu on the left with options like "Main Menu", "Accounts", "Fund Transfer", etc. The main content area is titled "E-Commercial Dealer Details" and shows the following information:

- Current Login Date: Jan 25, 2005, at 11:36:38
- Last Login Date: Jan 27, 2005, at 09:03:29
- NA : GASTAM BAREILLY - 1028480
- RC Number/TIN: 1020728245
- In Favour of Trade Name: HLDH-PETROCHEMICALS LTD.
- Address: 1 ALEXAND PLACE, CALCUTTA, 700017
- Pincode: 700017

The "Payment Details" section includes:

- Payment under Act: Central Sales Tax
- Head of Accounts: 0040001001
- Period of Payment: Start Date (01/2005) and End Date (02/2005)
- Case No.: 1274
- Order Tax Amount, Order Interest Amount, Order Penalty Amount, and Order Late Fee: Each with a text input field.
- Remarks: Commercial Payment
- Total Amount: [Text Input Field]
- Payment Mode: Accounts Money Transfer
- Debit Account: [Text Input Field]
- Transaction Password: [Text Input Field]

At the bottom of the form, there is a "Cancel" button. The footer of the page reads "Feel The Power of Technology...eBankWorks... Brought to you by TCS. Experience Certainty". The browser's taskbar at the bottom shows the system clock as 11:39 AM on 1/25/2005.

10. 'Commercial Tax Payment Confirmation page' is displayed wherein the taxpayer can verify the details & confirm the transaction. If not satisfied the taxpayer can cancel and go back to the previous page for re-entering the details.

The screenshot shows the United Bank of India internet banking interface. The main content area displays the 'Commercial Taxes Payment Confirmation' page. The page includes a navigation menu on the left and a table of payment details. The table lists the following information:

Commercial Taxes Payment Confirmation	
Name of Dealer	HALDIA PETROCHEMICALS LTD.
Head of Account	004000101001
Period of Payment	
Start Date (MMYYYY)	112009
End Date (MMYYYY)	112009
Case Number	50
AMOUNT	
Tax Rs.	1
Interest Rs.	1
Penalty Rs.	1
Late Fee Rs.	1
Total Rs.	4
Remarks	12
AMOUNT IN WORDS	Rupees Four only
DEBIT ACCOUNT	55-493-0CH175
BRANCH ID	0310396

At the bottom of the table, there are 'Confirm' and 'Cancel' buttons. The page also displays login information at the top, including the current and last login dates and times, and the user's name: NA, GAUTAM BANERJEE - 1038400. The navigation menu on the left includes options like 'Main Menu', 'Accounts', 'Options', 'Requests', 'Fund Transfer', 'e-payment(Tax)', and 'e-Commercial Tax'.

11. After successful e-transaction, a 'Cyber Receipt' is provided to the taxpayer instantly which can be printed.

The screenshot displays the United Bank of India internet banking portal. The main heading reads "UNITED BANK OF INDIA" with the tagline "Enjoy the Internet Banking Facility from your own bank.....Anytime.....Anywhere". The user's login details are shown: "Current Login Date : Jan 14, 2009, at 11:31:20", "Last Login Date : Jan 13, 2009, at 12:12:13", and "NA : GAUTAM BANERJEE - 1038400". A green banner states "Your Transaction is successfull".

United Bank of India	
Commercial Tax Directorate	
e-Challan	
Registration No	19210730245
Name of the Dealer	HALDIA PETROCHEMICALS LTD.
Head of Account	00400101001
Period of Payment:	
Start Date	112008
End Date	112008
Case Number	id
Amount:	
Tax	Rs. 1
Interest	Rs. 1
Penalty	Rs. 1
Late Fee	Rs. 1
Remarks	12
Total	Rs. 4
AMOUNT IN WORDS	Rupees Four only
TRANSACTION DATE	14/01/2009
TRANSACTION TIME	11:51:03
Bank Receipt No.	000200
E Challan No.	039314012009000201

The interface includes a left-hand navigation menu with options like "Main Menu", "Accounts", "Options", "Requests", "Fund Transfer", "e-payment(Tax)", "e-Commercial Tax", and "Pay Tax". The bottom of the screen shows a Windows taskbar with several open applications and the system clock at 11:51 AM on 1/14/2009.